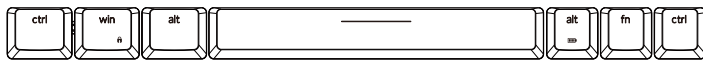
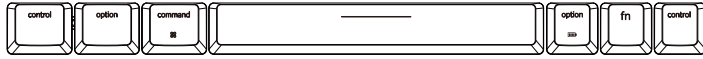


WIN系统功能模块



MAC系统功能模块



自定义灯光录制

FN+U/I/O/P	任意模式下，先按FN+U/I/O/P进行选择，再按FN+\ 录制，此时指示LED白灯闪烁，任意按下按键，可选择8种颜色及无光循环切换，直到自己喜欢的颜色，最后按下FN+\ 保存，录制成功。
------------	--

Custom light recording

FN+U/I/O/P	In any mode, first press FN+U/I/O/P to select, and then press FN+\ to perform custom light color recording. At this time, the indicator LED flashes white. Press any button to select 8 colors and none. The light is switched in cycles until the color you like, and finally press FN+\ to save, and the recording is successful.
------------	---

运营商：香港飞翔科技集团有限公司

制造商：深圳市宝安区智源电子厂 地址：深圳市宝安区沙井南浦路

Operator: Motospeed Technology Group Limited

Manufacturer: Mototech Technology Group Limited


Address: Nanpu Road, Shajing, Bao'an Shenzhen P.R. China

HOTLINE: 4008-860-368

以上数据仅供参考，实物与图片可能不相符！

最终解释权归本公司所有

WWW.DARMOSHARK.CN



规格参数

Type-C数据线	1.80M±1%屏蔽带磁环
键盘类型	高键帽阶梯设计
电脑连接方式	有线/无线支持全键无冲
系统支持	兼容Windows2000以上和MAC操作系统, BLE支持WIN8或以上系统
接口类型	USB2.0
驱动	支持WIN系统

USB有线模式

工作电压	DC5V±5%
工作电流	最大300MA，充电电流600MA
有线模式切换	先插入键盘TYPE-C接口，再短按FN+-键，切换成功 (左上角第三个位置白灯常亮)

注意：出厂模式为有线

蓝牙/2.4G模式

工作电压	DC3.7V±5%
工作电流	最大280MA
锂电池容量	3000MAh 11.1WH
无线模式使用时间	按每天8小时计算：灯光全亮，大约40小时（间隔使用） 关闭灯光，大约150小时（间隔使用）
蓝牙模式切换	FN+E/R/T短按，按键蓝灯慢闪（左上角第三个位置蓝灯常亮）
2.4G模式切换	FN+Y短按，按键绿灯慢闪（左上角第三个位置绿灯常亮）

2.4G配对

FN+Y	长按：Y键下绿灯快闪对码，再插入接收器，配对成功后指示灯熄灭，回到当前灯光。
------	--

DARMOSHARK K7 PRO GAMING KEYBOARD QUICK START GUIDE

中文

尺寸: 385x132x43mm

重量: 1030g±10g

按键寿命: 5000万次

字键数量: 98键

English

Size: 385x132x43mm

Weight: 1030g±10g

Button life: 50 million times

Quantity: 98 keys

Specifications

Type-C data cable	1.80M±1% shield with magnetic ring
Keyboard type	High keycap ladder design
Connection method	Wired/wireless support full key without punch
System Support	Compatible with Windows2000 and above and MAC operating system, BLE supports WIN8 or above system
Interface Type	USB2.0
Drive	Support WIN system

USB wired mode

Operating Voltage	DC5V±5%
Working current	Maximum 300MA, charging current 600MA
Wired mode switch	Insert the TYPE-C interface of the keyboard first, and then short press the FN+- key, the switch is successful (The white light in the third position in the upper left corner is always on)

Note: The factory mode is wired

Bluetooth/2.4G mode

Operating Voltage	DC3.7V±5%
Working current	Maximum 280MA
Lithium battery capacity	3000MAh 11.1WH
Wireless mode usage time	Calculated by 8 hours a day: all lights are on, about 40 hours (interval use); Turn off the lights, about 150 hours (interval use)
Bluetooth mode switch	Short press FN+E/R/T, the blue light flashes slowly on the button (the blue light is always on in the third position in the upper left corner)
2.4G mode switch	Short press FN+Y, the green light flashes slowly (the third position in the upper left corner is always green)

2.4G pairing

FN+Y	Long press: the green light flashes to match the code under the Y key, and then plug in the receiver. After the pairing is successful, the green light will go out and return to the current light.
------	---

蓝牙配对

FN+E/R/T	长按：E/R/T键下蓝光快闪对码，搜索蓝牙设备（K7 PRO3.0/5.0），配对成功后指示蓝光熄灭，回到当前灯效；键盘1分钟对码不成功则自动关灯休眠，需要任意按键唤醒重新进入配对。 短按：可自由切换蓝牙三个通道设备
----------	---

注意：当E/R/T三设备出现长时间慢闪烁状态时，需长按下FN+E/R/T才可以对码。如果设备显示蓝牙配对成功，但无法使用，请删除设备蓝牙列表里的这个型号，重新配对。

无线休眠

蓝牙/2.4G与设备连接后，3分钟不操作，自动关闭背光灯，10分钟不操作进入休眠，点击任意键唤醒原来状态。

充电指示

当数据线连接键盘时，充电指示灯为红色常亮，表示在充电，充满后熄灭。 (左上角第四个位置指示)


电量指示

FN+右Alt短按查看电池电量，90%绿灯，60%蓝光，30%红灯常亮10秒后熄灭 (根据实际情况略有偏差)

键盘指示灯功能描述

N – NumLock指示灯
C – CapsLock指示灯
W – 模式指示灯：白色有线，蓝色蓝牙，绿色2.4G
G – 充电指示灯：红色常亮充满熄灭；电量指示灯：绿色/蓝色/红色常亮10秒后熄灭

WIN/MAC系统切换(出厂默认WIN系统)

WIN MAC	底部开关拨到WIN模式时，相应多媒体键仅适用Win/Android系统
	底部开关拨到MAC模式时，相应多媒体键仅适用Mac/ios系统

WIN系统多媒体控制 (标准模式不可更改)

FN组合按键	功能	FN组合按键	功能
FN+F1	屏幕亮度-	FN+F2	屏幕亮度+
FN+F3	活动窗口	FN+F4	桌面显示
FN+F5	资源管理器	FN+F6	音量-
FN+F7	音量+	FN+F8	静音
FN+F9	播放/暂停	FN+F10	停止
FN+F11	上一曲	FN+F12	下一曲

MAC系统多媒体控制 (标准模式不可更改)

FN组合按键	功能	单按	功能
FN+F1	F1	F1	屏幕亮度-
FN+F2	F2	F2	屏幕亮度+
FN+F3	F3	F3	任务控制
FN+F4	F4	F4	搜索
FN+F5	F5	F5	无
FN+F6	F6	F6	无
FN+F7	F7	F7	上一曲
FN+F8	F8	F8	暂停/播放
FN+F9	F9	F9	下一曲
FN+F10	F10	F10	静音
FN+F11	F11	F11	音量-
FN+F12	F12	F12	音量+

FN组合键功能

FN+ESC	恢复出厂设置	FN+WIN (MAC系统不支持)	锁/解锁WIN(按键下白色指示灯提示)
FN+\	灯光录制	FN+[PRINT
FN+]	PAUSE	FN+;	HOME
FN+`	END	FN+>	MENU (右键菜单)
FN+/?	SCRLK	FN+ALT(右)	查看电量
FN+DEL	灯效模式切换 (15种)	FN+PGUP	灯效方向切换 (个别模式)
FN+INS	灯效单色切换	FN+PGDN	灯效开/关
FN+ 左右方向键	五级速度调节	FN+上下方向键	五级亮度调节

Bluetooth pairing

FN+E/R/T	Long press: the blue light flashes quickly under the E/R/T key to pair the code, search for the Bluetooth device (K7 PRO3.0/5.0), after the pairing is successful, the blue light will go out and return to the current light effect; the keyboard is not successful for 1 minute Then it will automatically turn off sleep, and you need to press any key to wake up and re-enter the pairing. Short press: freely switch between Bluetooth three channel devices FN+E/R/T
----------	--

Note: When the E/R/T three devices flash slowly for a long time, you need to press FN+E/R/T for a long time to pair the code. If the device shows that the Bluetooth pairing is successful but cannot be used, please delete the model from the Bluetooth list of the device and pair again.

Wireless sleep

After Bluetooth/2.4G is connected to the device, it will automatically turn off the backlight after 3 minutes of inactivity, and enter sleep after 10 minutes of inactivity. Click any key to wake up the original state.

Charging instructions

When the data cable is connected to the keyboard, the charging indicator light is steady red, indicating that it is charging, and it goes out when it is fully charged.(The fourth position indicator in the upper left corner)


Battery indicator

Short press FN+right Alt to check the battery level, 90% green light, 60% blue light, 30% red light will stay on for 10 seconds and then go out (a slight deviation based on actual usage)
--

Keyboard indicator function description

N-NumLock indicator
C-CapsLock indicator
W-Mode indicator: white wired, blue bluetooth, green 2.4G
G-Charging indicator: Red is always on and goes out after full charge; Power indicator: Green/blue/red is always on for 10 seconds and then goes out

WIN/MAC system switch (factory default WIN system)

WIN MAC	When the bottom switch is set to WIN mode, the corresponding multimedia keys are only applicable to Win/Android system
	When the bottom switch is set to MAC mode, the corresponding multimedia keys are only applicable to Mac/ios systems

WIN system multimedia control (standard mode cannot be changed)

FN combination keys	Features	FN combination keys	Features
FN+F1	Screen brightness-	FN+F2	Screen brightness+
FN+F3	Active window	FN+F4	Desktop display
FN+F5	Resource manager	FN+F6	volume-
FN+F7	Volume+	FN+F8	Mute
FN+F9	play / Pause	FN+F10	stop
FN+F11	previous piece	FN+F12	next track

MAC system multimedia control (standard mode cannot be changed)

FN combination keys	Features	Single press	Features
FN+F1	F1	F1	Screen brightness-
FN+F2	F2	F2	Screen brightness+
FN+F3	F3	F3	Mission control
FN+F4	F4	F4	search
FN+F5	F5	F5	none
FN+F6	F6	F6	none
FN+F7	F7	F7	previous piece
FN+F8	F8	F8	Pause playback
FN+F9	F9	F9	next track
FN+F10	F10	F10	Mute
FN+F11	F11	F11	volume-
FN+F12	F12	F12	Volume+

FN key combination function

FN+ESC	Reset	FN+WIN (MAC系统不支持)	锁/解锁WIN(按键下白色指示灯提示)
FN+\	Light Recording	FN+[PRINT
FN+]	PAUSE	FN+;	HOME
FN+`	END	FN+>	MENU (右键菜单)
FN+/?	SCRLK	FN+ALT(右)	查看电量
FN+DEL	Lighting effect mode switch (15 types)	FN+PGUP	灯效方向切换 (个别模式)
FN+INS	Monochrome switching of lighting effects	FN+PGDN	灯效开/关
FN+ ← →	Five-level speed adjustment	FN+ ↑ ↓	五级亮度调节